

SP Connect is a registered trademark © 2019 SP United / PATENT PENDING SYSTEM / All rights reserved FR: SP Connect est une marque déposée © 2019 SP United / système avec brevet en instance / Tous droits réservés ES: SP Connect es una marca registrada © 2019 SP United / sistema con patentes pendientes / Todos los derechos reservados

SPTM
CONNECT

MIRROR MOUNT PRO

Mounting instructions
Instructions de montage
Instrucciones de montaje

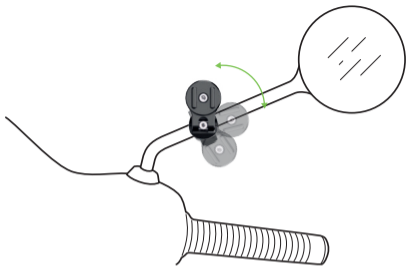
Choose diameter
Choisissez le diamètre
Elige el diámetro



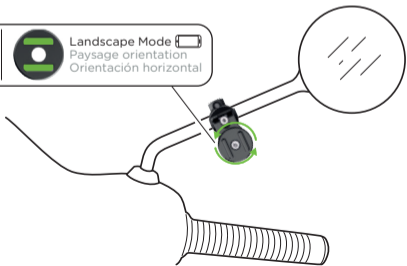
EN
FR
ES



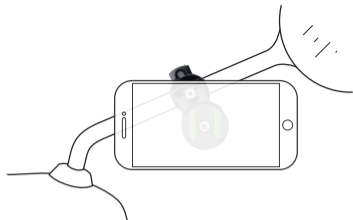
1. Choose mounting position
Choisir position
Elegir la posición



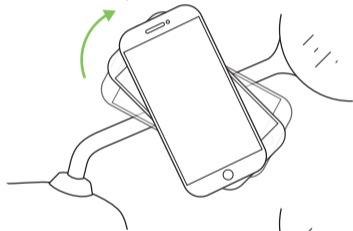
2. Adjust Micro Rail Head
Ajuster la tête
Ajustar la cabeza



3. Place Phone
Placez le téléphone
Coloque el teléfono



4. Turn 90° Clockwise
Tournez le à 90 degrés
Giralo 90°



5. Locked!
Serrure
Bloquear

