



Thank you for purchasing a ZTechnik product. Read these instructions carefully and thoroughly before beginning work. Dealers, if installing this windshield for a customer, please give them this manual upon completion. It contains information needed to properly maintain and use this product.

	Attention: Special notes and cautionary measures which can prevent damage to the accessory or motorcycle.		Note: Tips for facilitation of operation, control and adjustment, as well as maintenance work.
--	---	--	--

CONTENTS OF KIT

Item	Description	Part No.	Qty.
(1)	VStream® Windscreen		1
Bag#1292			
(2)	Trim Cap, Black	34-346048-000	4
(3)	Screw, M5, Hex	51-514119-000	4

TOOLS REQUIRED

5mm, 3mm Allen Wrench



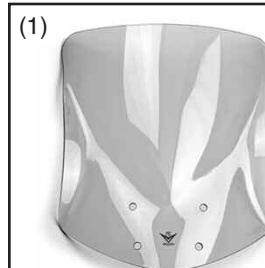


Figure 1

PREPARATION

1. Position motorcycle securely on its center stand. Remove the OEM windshield, 4 screws, 4 bushings, and 4 rubber washers. **Bushings and Rubber Washers will be re-used.** (5mm Allen Wrench) **Figure 1**



Figure 2

INSTALLATION

1. From the inside of the windshield, install the OEM **Bushings and Rubber Washers** into the VStream Windshield. **Figure 2**

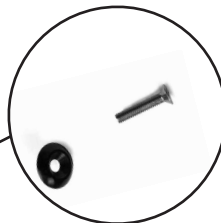


Figure 3

2. Install the VStream Windshield, using the Trim Caps (2) and Screws (3). Tighten Firmly, Do Not Over Tighten. (3mm Allen Wrench) **Figure 3**



Ask for Shield Wash™ and RainZip® at your local dealer or visit www.nationalcycle.com.

CLEANING AND MAINTENANCE

To clean the screen, wash with a clean soft cloth and plenty of warm water and, if necessary, a non-abrasive soap such as dishwashing liquid. Flannel or soft chamois make good cleaning cloths. **Paint, glue residue or grease removal:** Moisten cotton wad with naphtha or turpentine followed by a wash as above.

National Cycle **Shield Wash™** (N1401-01) makes a good daily cleaner and comes with a handy travel-size bottle. Shield Wash is safe for all windshields and helmet visors.

Do not clean polycarbonate in hot sun or high temperatures. Do not clean the screen with household glass cleaners.

Do not allow brake fluid, alcohol, or strong solvents to contact the screen.

RAIN REPELLENT

Do not use rain protective products made for glass. We recommend National Cycle's **RainZip®** (N1410-01) to keep your windshield clear in rainy weather.

VStream® Windscreen Patent no. 7,387,328



Register Your Windshield Online at www.nationalcycle.com

ZTechnik 3-Year Limited Warranty

National Cycle hereby warrants to the original registered owner of a ZTechnik polycarbonate windshield for a period of three years from the date of purchase against breakage. This limited warranty is expressly limited to the replacement of the polycarbonate windshield. This limited warranty does not include scratches, coating failure, cosmetic wear and tear, replacement of hardware, or any consequential damages or expenses including labor cost of installation, removal and/or replacement, inconvenience, inbound freight expenses or damage to any other component of the motorcycle or any other accessories. Certain chemicals, generally known as acidic hydrocarbons, are known to cause polycarbonate damage and will not be covered under this limited warranty. Please refer to the cleaning instructions supplied with all National Cycle or ZTechnik Windshields.

Visit www.nationalcycle.com for further details or call or write National Cycle

⚠ WARNING

Never ride your motorcycle with loose accessory mounting hardware. Check the hardware for tightness regularly.

Today's motorcycles are built with enough frame rigidity to withstand the moderate loads imposed on them by the foreseeable addition of an accessory(ies). If an accessory(ies) adversely affects your motorcycle's stability, immediately remove the accessory(ies). Do not ride a motorcycle that exhibits unsafe handling traits.

Have experienced service personnel correct any problem before riding with the accessory(ies) installed. For further questions concerning handling problems associated with an accessory(ies), contact your dealer, motorcycle manufacturer, or accessory manufacturer.

Sunlight reflected off the inside curvature of the windshield can, at certain times of the day, cause extreme heat buildup on the motorcycle's instruments and possibly even melt them. Exercise care in parking to avoid this. Park your motorcycle facing the sun, or place an opaque object over the instruments and dash panel.