

PL6408CAM

PORTAVALIGIE LATERALE SPECIFICO - SPECIFIC TUBULAR SIDE-CASE HOLDER - PORTE-VALISES LATÉRAUX SPÉCIFIQUE - SPEZIFISCHES STAHLROHR-SEITENTRAEGER

PORTA MALETAS LATERALES ESPECÍFICO

TRIUMPH TIGER EXPLORER 1200 (2016)

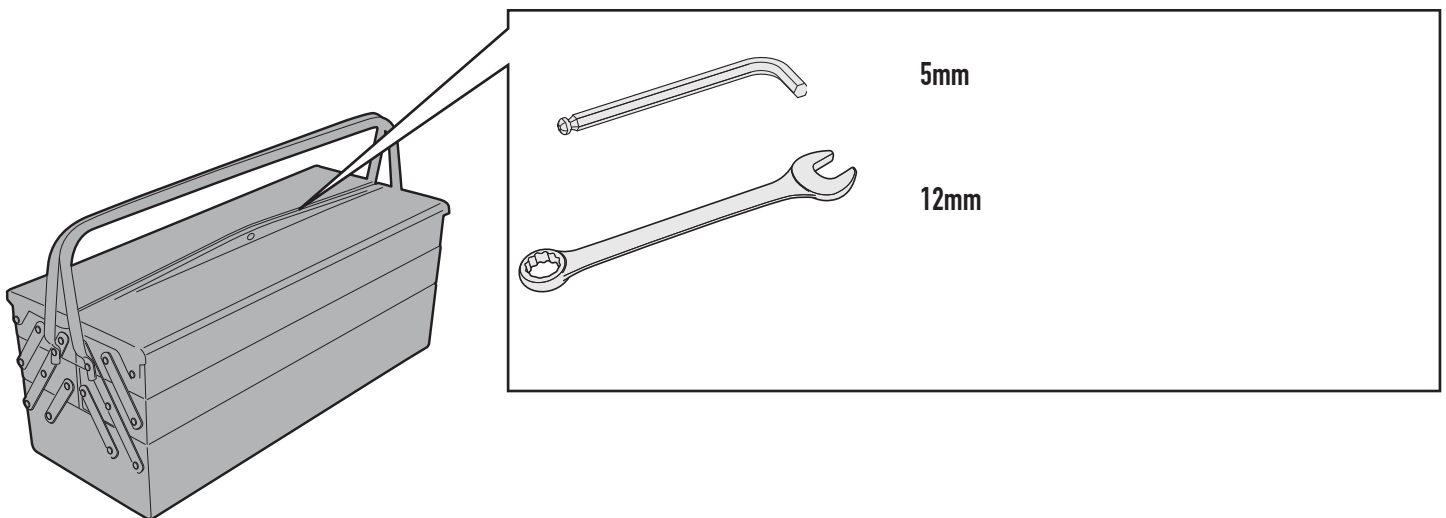
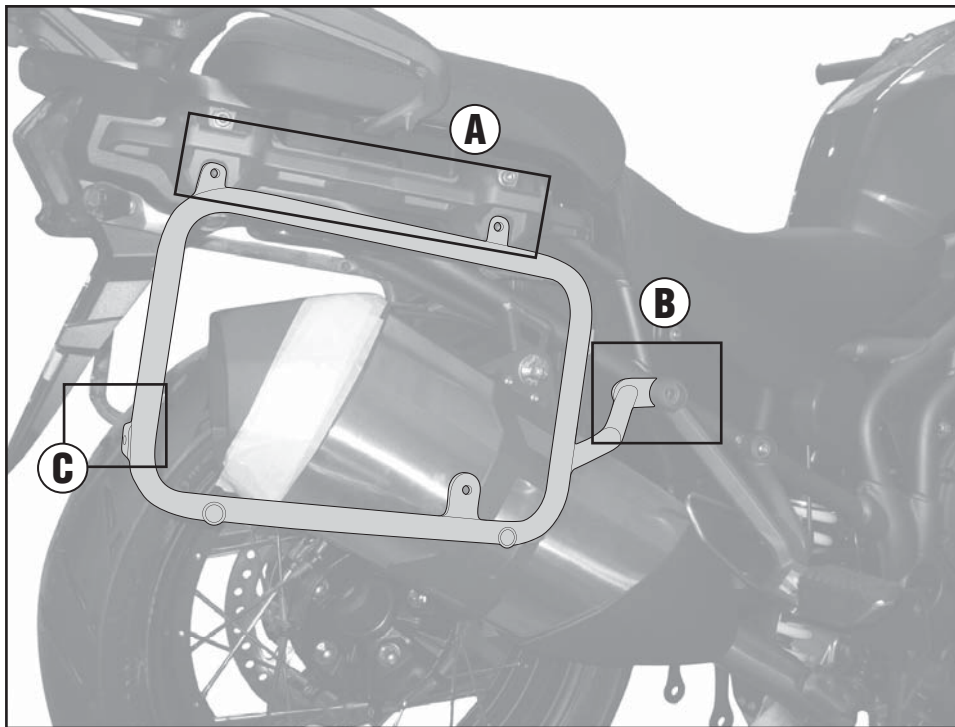
N°	Descrizione	Caratteristiche	Codice	Quantità	
1	Supporto - Support - Support Halteung - Soporte	-	-	2 (Dx,Sx)	
2	Ponte Posteriore - Rear Bridge - Pont Postérieure Verbindungsrohr - Puente Trasero	-	-	1	
3	Vite - Screw Vis - Schraube Tornillo	TCEI M8x35	835TCEI	4	
4	Vite - Screw Vis - Schraube Tornillo	TECF M8x20	820TECF	2	
5	Dado - Bolt - Ecrou Mutter - Tuerca	Auto Bloccante Flangiato Ribassato M8	8DADIAFLN	2	
6	Distanziale - Spacer Entretoise - Distanzstueck Distanciador - Espaçador	Ø20x4 Foro 10,5mm	C20L4F10,5T	2	
7	Componenti Originali Original Parts Parties Originales Original Bauteile Componentes Originales	-	-	-	-

PL6408CAM

PORTAVALIGIE LATERALE SPECIFICO - SPECIFIC TUBULAR SIDE-CASE HOLDER - PORTE-VALISES LATÉRAUX SPÉCIFIQUE - SPEZIFISCHES STAHLROHR-SEITENTRAEGER

PORTA MALETAS LATERALES ESPECÍFICO

TRIUMPH TIGER EXPLORER 1200 (2016)

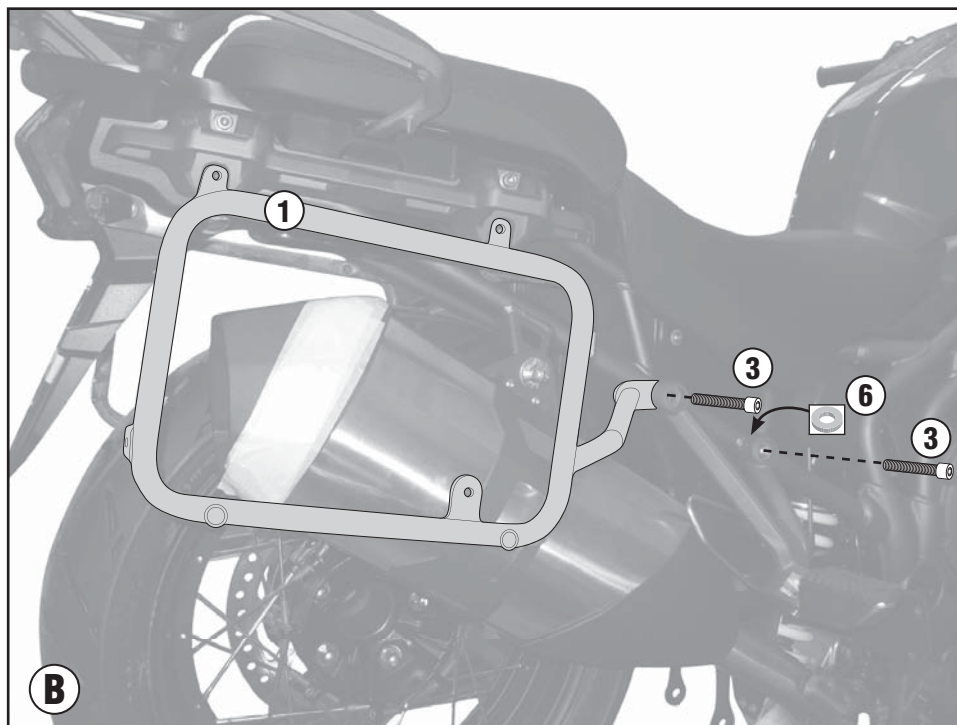
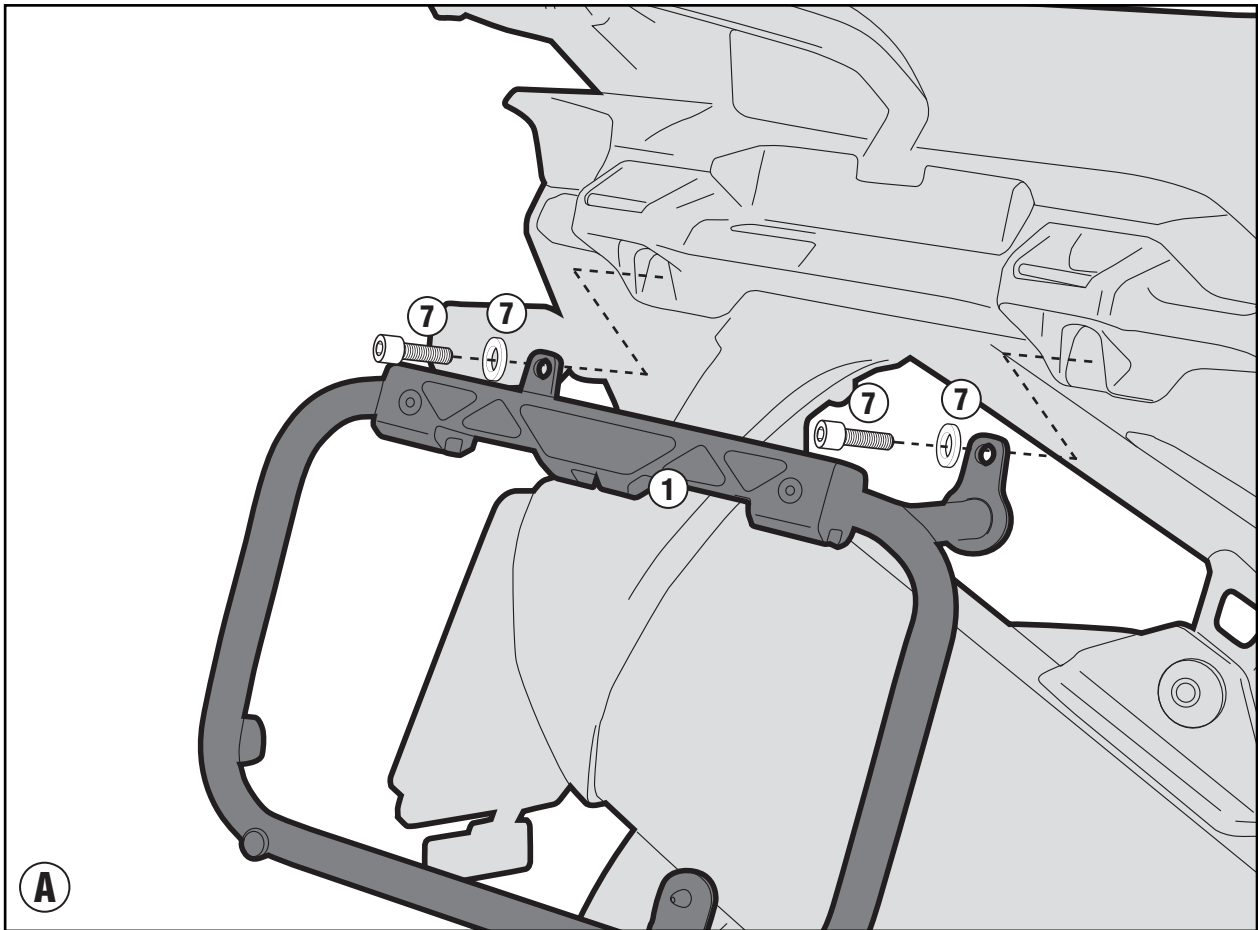


ISTRUZIONI DI MONTAGGIO - MOUNTING INSTRUCTIONS
INSTRUCTIONS DE MONTAGE - BAUANLEITUNG - INSTRUCCIONES
DE MONTAJE

PL6408CAM

PORTAVALIGIE LATERALE SPECIFICO - SPECIFIC TUBULAR SIDE-CASE HOLDER - PORTE-VALISES LATÉRAUX SPÉCIFIQUE - SPEZIFISCHES STAHLROHR-SEITENTRAEGER
PORTA MALETAS LATERALES ESPECÍFICO

TRIUMPH TIGER EXPLORER 1200 (2016)



PL6408CAM

PORTAVALIGIE LATERALE SPECIFICO - SPECIFIC TUBULAR SIDE-CASE HOLDER - PORTE-VALISES LATÉRAUX SPÉCIFIQUE - SPEZIFISCHES STAHLROHR-SEITENTRAEGER
PORTA MALETAS LATERALES ESPECÍFICO

TRIUMPH TIGER EXPLORER 1200 (2016)

