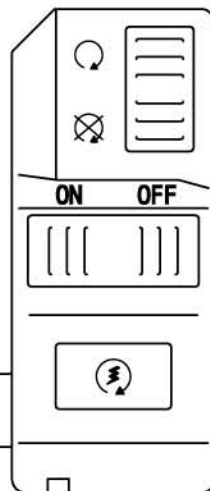
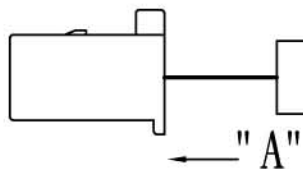


"A" 詳圖



ENGINE STOP		
	白/黑 WHI/BLA	白 WHITE

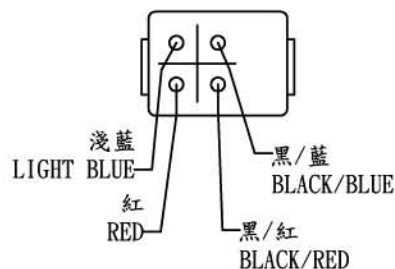
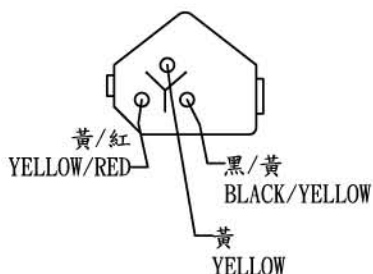
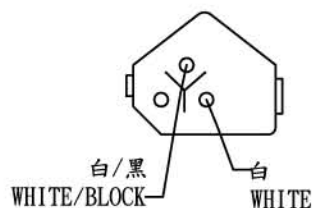
ON-OFF SWITCH			
	黃/紅 YEL/RED	黃 YELLOW	黑/黃 BLA/YEL
ON			
OFF			

START				
	淺藍 LIGHT BLUE	黑/藍 BLA/BLU	紅 RED	黑/紅 BLA/RED
PUSH				
FREE				

ENGINE STOP

ON-OFF

START



設符	日期	設變內容	確認
製圖人	日期	2007/09/14	比例 SCALE
240-012		版本 1.0	圖紙 SHEET 1/1