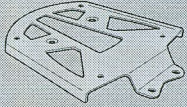
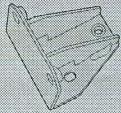
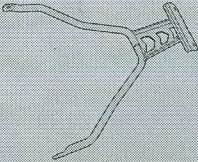









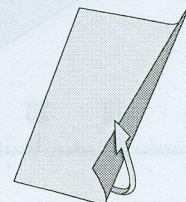


SR2111 - KR2111

PORTAPACCO SPECIFICO - SPECIFIC HOLDER - PORTE-PAQUET SPÉCIFIQUE - SPEZIFISCHER TRÄGER - PORTA-EQUIPAJE ESPECÍFICO - TRANSPORTADOR ESPECÍFICO

YAMAHA XMAX 400 (2013)






N°	Descrizione	Caratteristiche	Codice	Quantità	
1	Supporto - Support - Support Halterung - Soporte - Apoio	Sp. 3mm	GL2448P	1	
2	Supporto - Support - Support Halterung - Soporte - Apoio	Sp. 3mm	GL2442S	1	
3	Supporto - Support - Support Halterung - Soporte - Apoio	-	-	1	
4	Piastra - Plate Platine - Platte Parrilla - Grelha	-	M7	1	
5	Vite - Screw Vis - Schraube Tornillo - Parafuso	TE M10x70 Passo1,25	1070TES	2	
6	Vite - Screw Vis - Schraube Tornillo - Parafuso	TECF M8x20	820TECF	3	
7	Vite - Screw Vis - Schraube Tornillo - Parafuso	TECF M8x40	840TECF	2	
8	Vite - Screw Vis - Schraube Tornillo - Parafuso	TSCEI M8x20	820TSP	2	
9	Vite - Screw Vis - Schraube Tornillo - Parafuso	TCEI M6x25	625TCEI	4	
10	Dado - Bolt - Ecrou Mutter - Tuerca - Porca	Auto Bloccante Flangiato M6	6DADIAFLN	4	
11	Dado - Bolt - Ecrou Mutter - Tuerca - Porca	Auto Bloccante Flangiato M8	8DADIAFLN	4	
12	Dado - Bolt - Ecrou Mutter - Tuerca - Porca	Dado M10 Passo 1.25	10DADIBS	2	



SR2111 - KR2111

PORTAPACCO SPECIFICO - SPECIFIC HOLDER - PORTE-PAQUET SPÉCIFIQUE - SPEZIFISCHER TRÄGER - PORTA-EQUIPAJE ESPECÍFICO - TRANSPORTADOR ESPECÍFICO

YAMAHA XMAX 400 (2013)

N°	Descrizione	Caratteristiche	Codice	Quantità	
13	Distanziale - Spacer Entretoise - Distanzstueck Distanciador - Espaçador	Ø18x25 Foro 10,5mm	C18L25F10,5T	2	
14	Distanziale - Spacer Entretoise - Distanzstueck Distanciador - Espaçador	Ø18x22 Foro 8,5mm	C18L22F8,5T	2	
15	Rondella - Washer Rondelle - Scheibe Arandela - Arruela	Ø6	6RON	4	
16	Rondella - Washer Rondelle - Scheibe Arandela - Arruela	Ø6	10RON	4	
17	Copriforo - Bolt Cap Cache Trou - Stopslock Tapa Agujero - Tampa do Orifício	-	Z621	6	

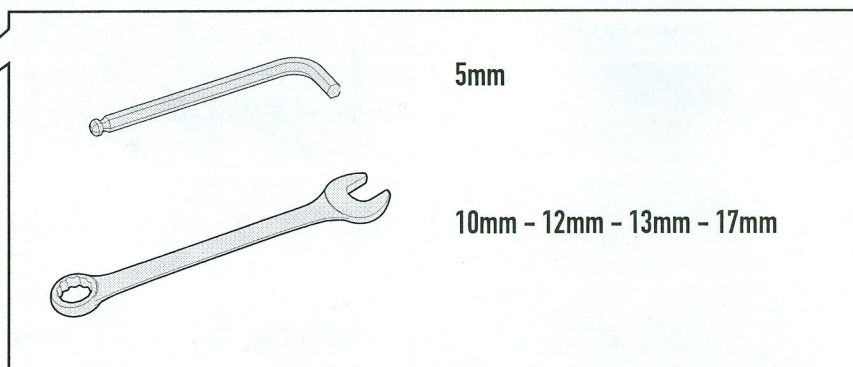
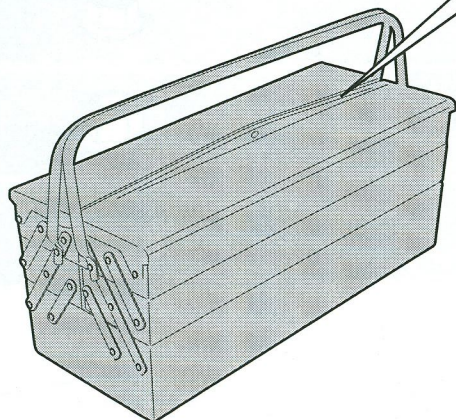
ATTENZIONE: PESO MASSIMO SOPPORTABILE 6Kg.

WARNING: MAX. LOADING 6Kg. (13lbs)

ATTENTION: CHARGE MAXIMALE 6Kg.

ACHTUNG: MAXIMALE BELASTUNG 6Kg.

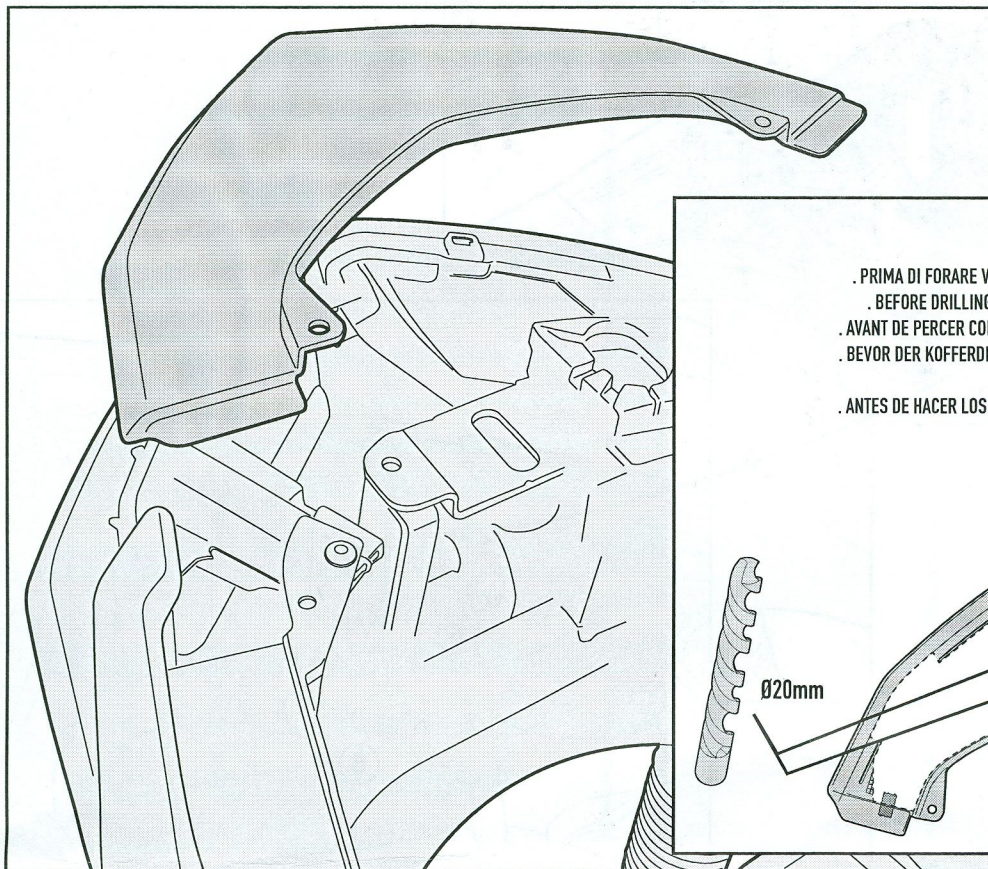
¡ATENCIÓN!: CARGA MÁXIMA AUTORIZADA 6Kg.



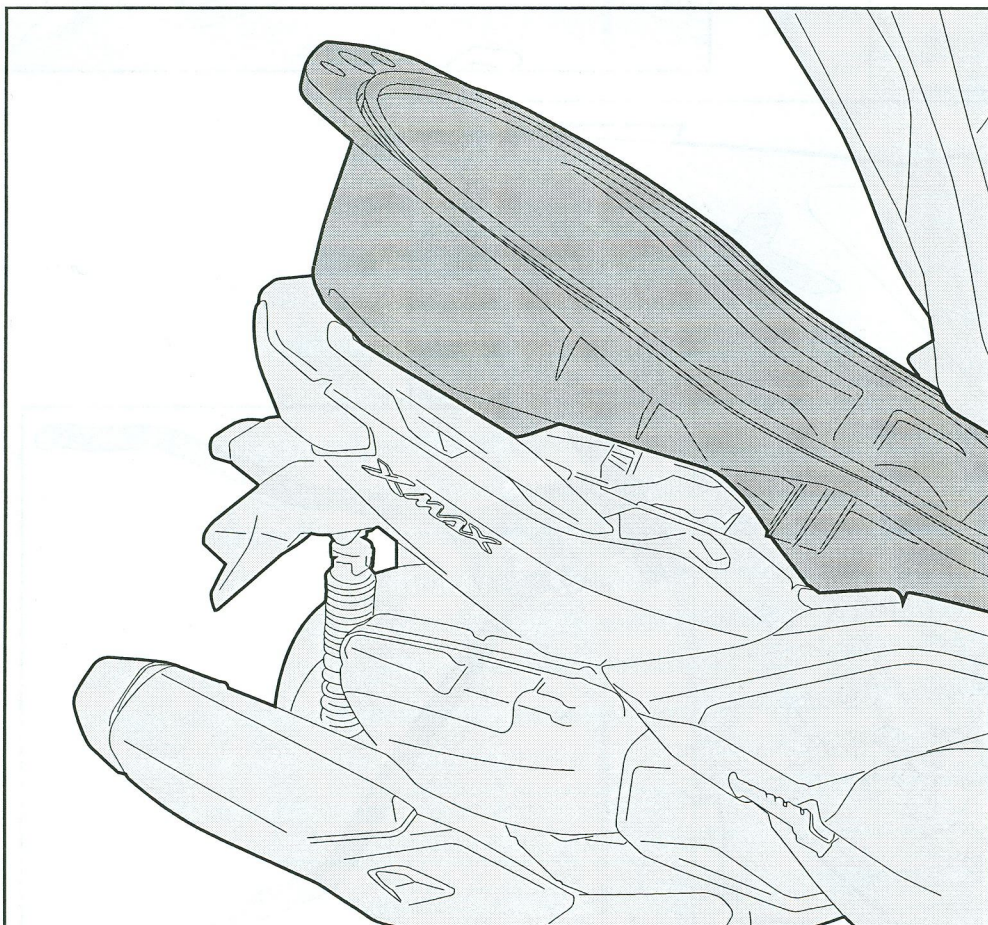
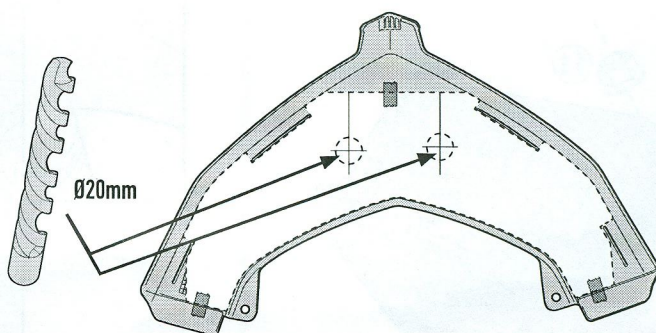
SR2111 - KR2111

PORTAPACCO SPECIFICO - SPECIFIC HOLDER - PORTE-PAQUET SPÉCIFIQUE - SPEZIFISCHER TRÄGER - PORTA-EQUIPAJE ESPECÍFICO - TRANSPORTADOR ESPECÍFICO

YAMAHA XMAX 400 (2013)



- . PRIMA DI FORARE VERIFICARE CHE LA DIMA CORRISPONDA ALLE MISURE INDICATE
- . BEFORE DRILLING HOLES CHECK THAT MEASURES ON TEMPLATE CORRESPOND
- . AVANT DE PERCER CONTROLER QUE LE GABARIT CORRESPOND AUX MESURES INDIQUEE
- . BEVOR DER KOFFERDECKEL DURCHBOHRT WIRD, PRÜFEN SIE DAB DIE SCHABLONE DEN GEGEBENEN ABMESSUNGEN ENTSPRICH
- . ANTES DE HACER LOS AGUJEROS COMPROBAR LAS MEDIDAS DE LA PLANTILLA CORRESPONIENTE

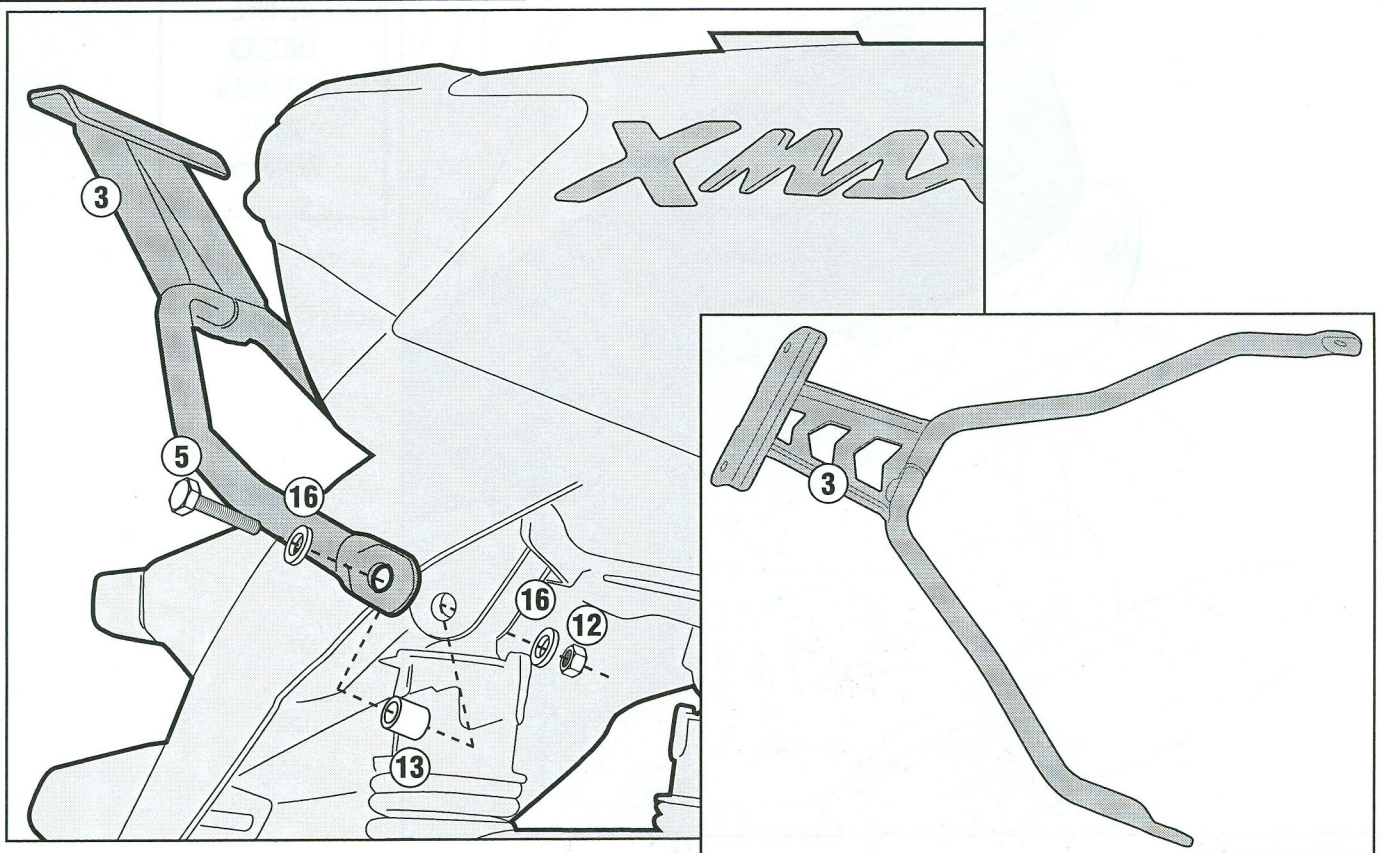
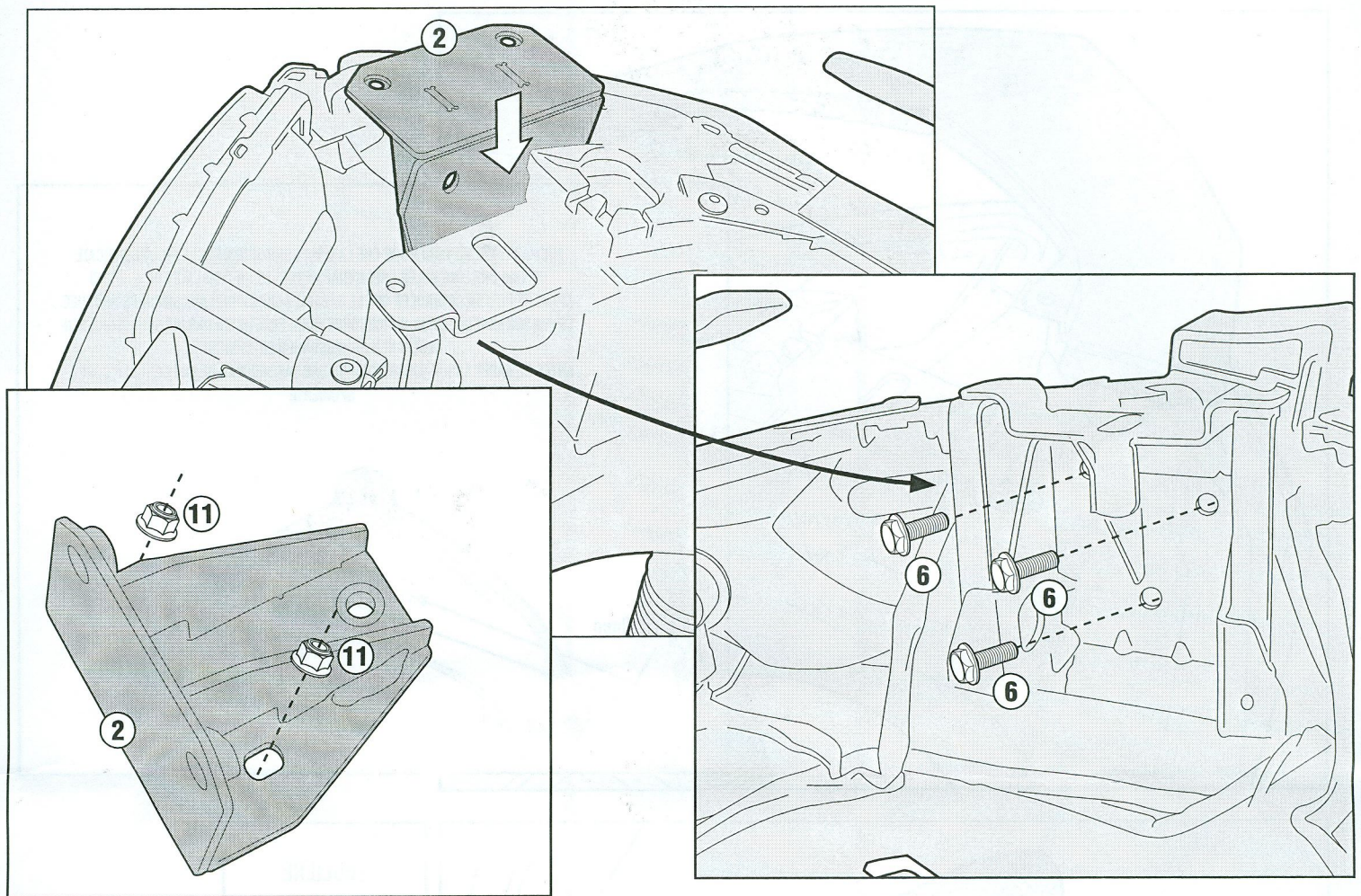


TOGLIERE
REMOVE
ENLEVER
ENTFERNEN
QUITAR
REMOVER

SR2111 - KR2111

PORTAPACCO SPECIFICO - SPECIFIC HOLDER - PORTE-PAQUET SPÉCIFIQUE - SPEZIFISCHER TRÄGER - PORTA-EQUIPAJE ESPECÍFICO - TRANSPORTADOR ESPECÍFICO

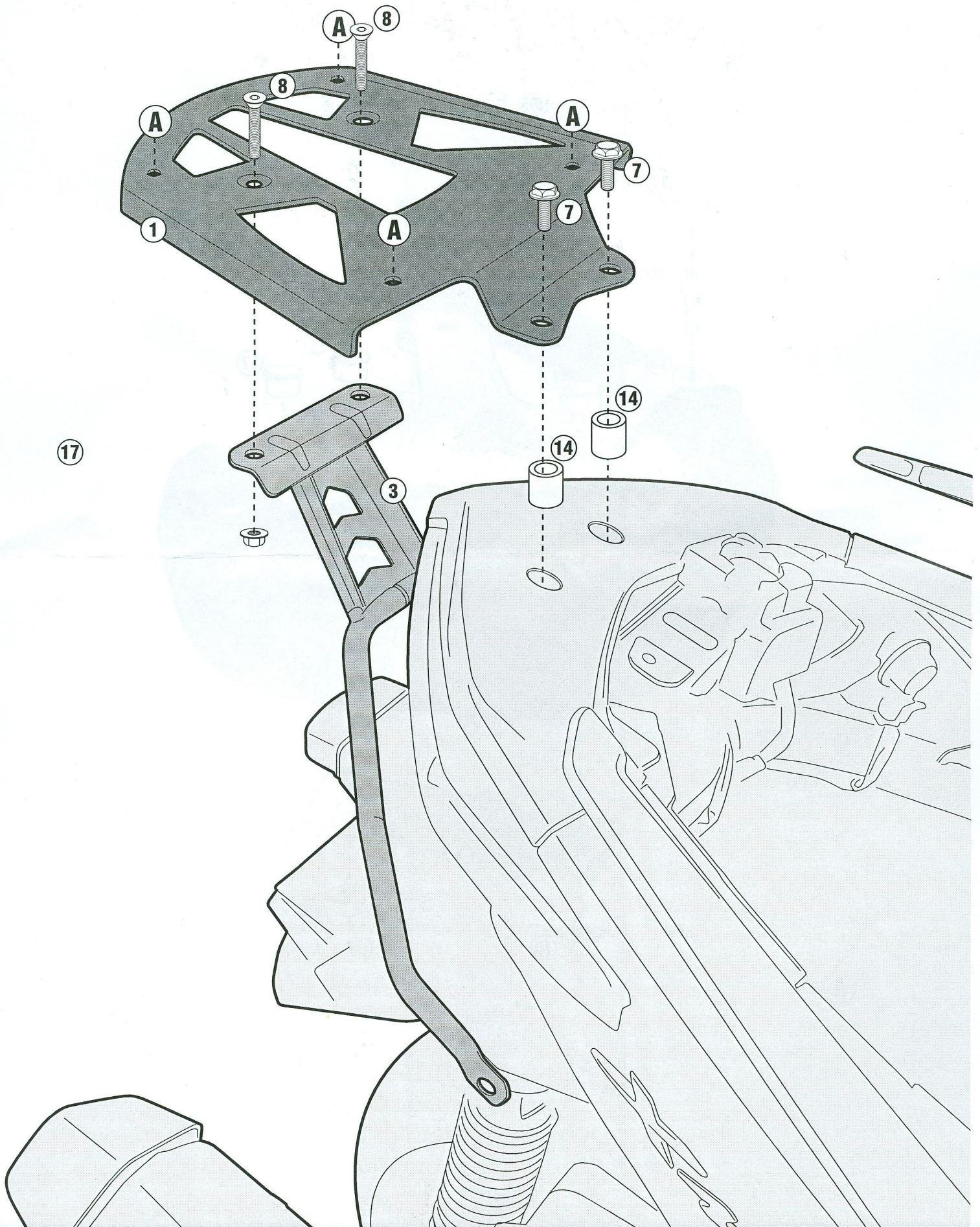
YAMAHA XMAX 400 (2013)



SR2111 - KR2111

PORTAPACCO SPECIFICO - SPECIFIC HOLDER - PORTE-PAQUET SPÉCIFIQUE - SPEZIFISCHER TRÄGER - PORTA-EQUIPAJE ESPECÍFICO - TRANSPORTADOR ESPECÍFICO

YAMAHA XMAX 400 (2013)

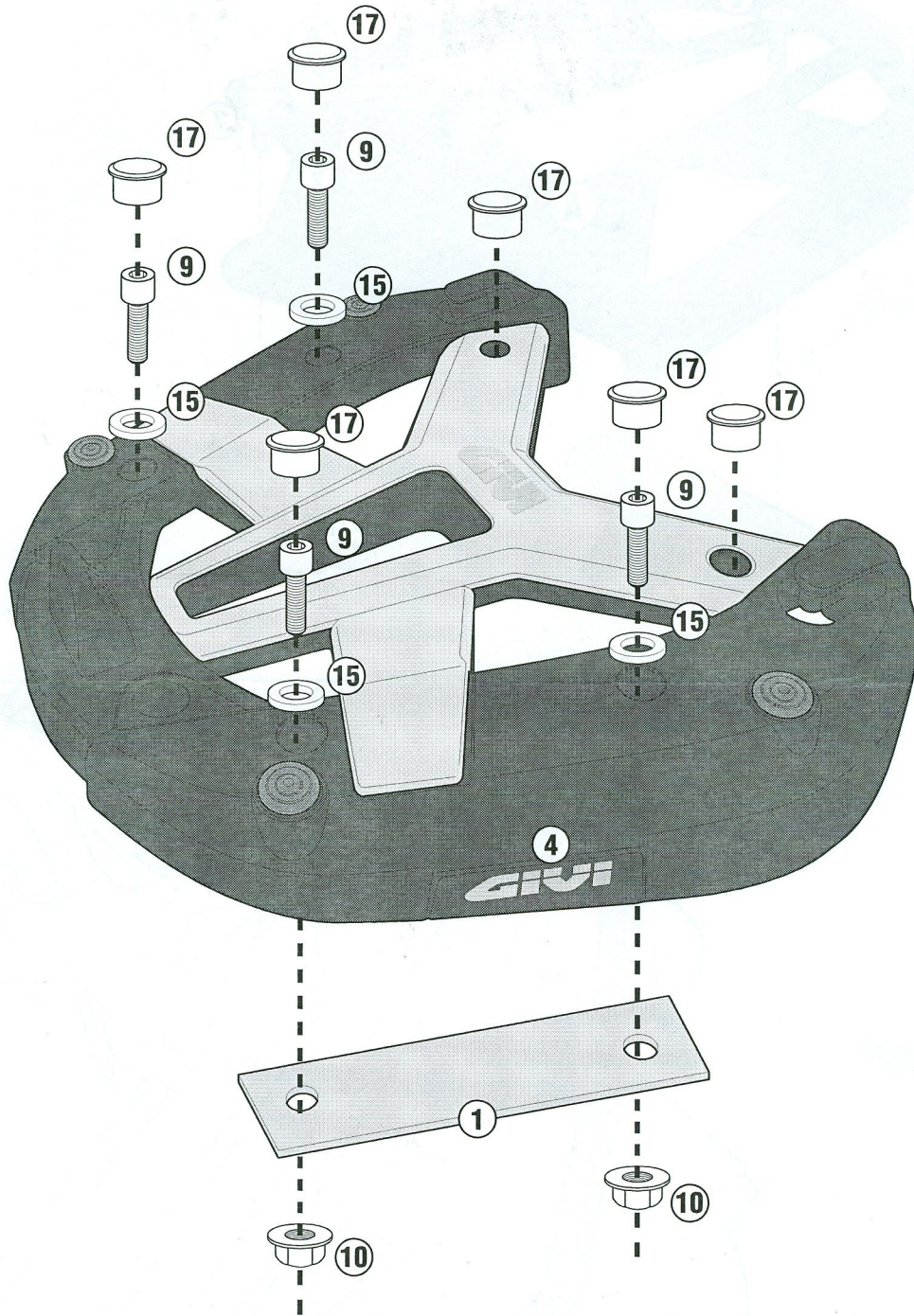


ISTRUZIONI DI MONTAGGIO - MOUNTING INSTRUCTIONS
INSTRUCTIONS DE MONTAGE - BAUANLEITUNG
INSTRUCCIONES DE MONTAJE - INSTRUÇÕES DE MONTAGEM

SR2111 - KR2111

PORTAPACCO SPECIFICO - SPECIFIC HOLDER - PORTE-PAQUET SPÉCIFIQUE - SPEZIFISCHER TRÄGER - PORTA-EQUIPAJE ESPECÍFICO - TRANSPORTADOR ESPECÍFICO

YAMAHA XMAX 400 (2013)



A

