

AERODYNAMIC TEST

**YAMAHA TRACER 9 / 9 GT**

2021 -

(page 2-3)



**YAMAHA TRACER 900 / 900 GT**

2018 - 2020

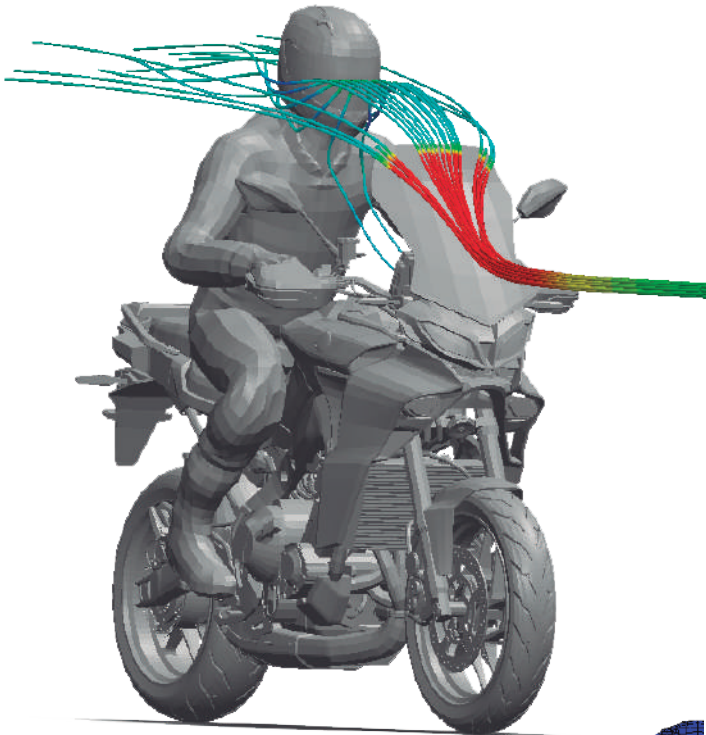
(page 4)



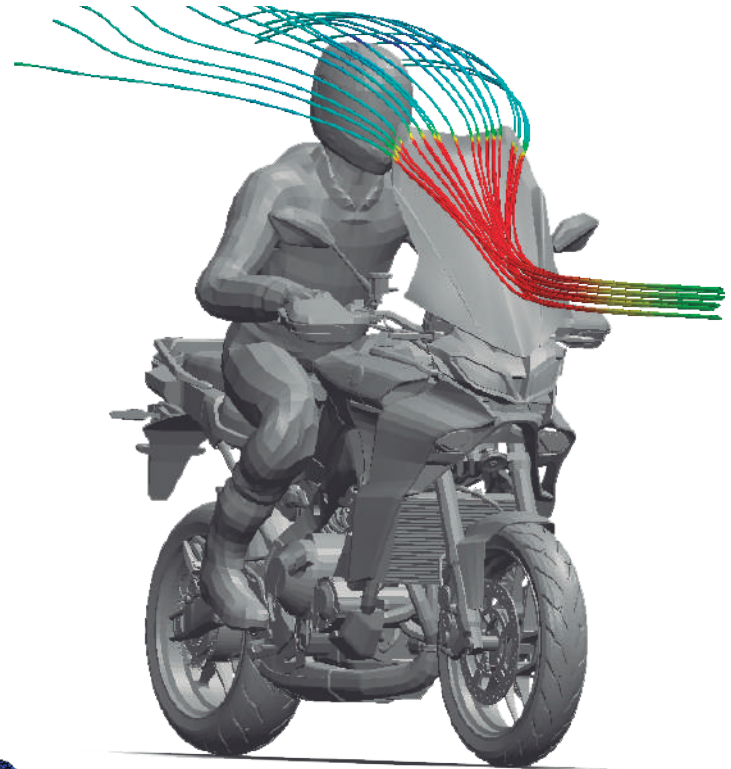
AIR FLOW & PREASSURE COMPARISON

OEM

ORIGINAL SCREEN



TOURING SCREEN




HELMET PROTECTION



UPPER BODY PROTECTION



LOW BODY PROTECTION



HELMET PROTECTION



UPPER BODY PROTECTION



LOW BODY PROTECTION



LOW PRESSURE

HIGH PRESSURE

TOTAL DISSIPATED PRESSURE WITH PUIG SCREEN IS EQUIVALENT TO 2 Kg

INCREASE WIND PROTECTION

90% WITHOUT LOSING Cx

AERODYNAMIC TEST CONDITIONS

SPEED	150 Km/h	94 mph
RIDER HEIGH	180 cm	5.9 ft
TEMPERATURE	20°	68°F
RIDER POSITION	Standard	
LATERAL WIND	No	
SCREEN POSITION	LOW	

**ACOUSTIC POWER LEVEL COMPARISON****50dB zone:**

The green cloud that we can see in the following images defines the area affected by a sound level of 50dB. As we can see, when mounting the Puig screen, we managed to remove all that annoying sound from the helmet area.

ORIGINAL SCREEN

**Puig**  
Hi-Tech Parts

TOURING SCREEN



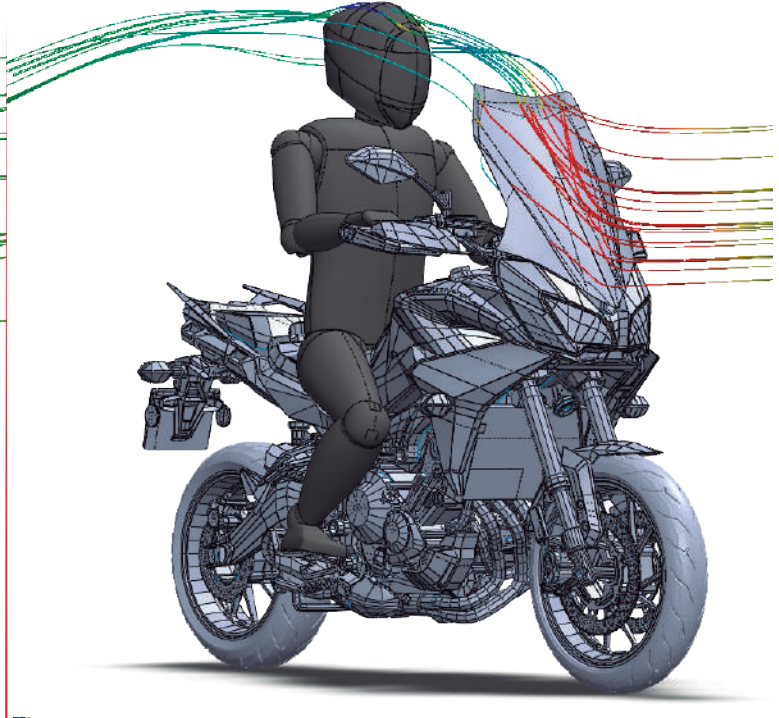
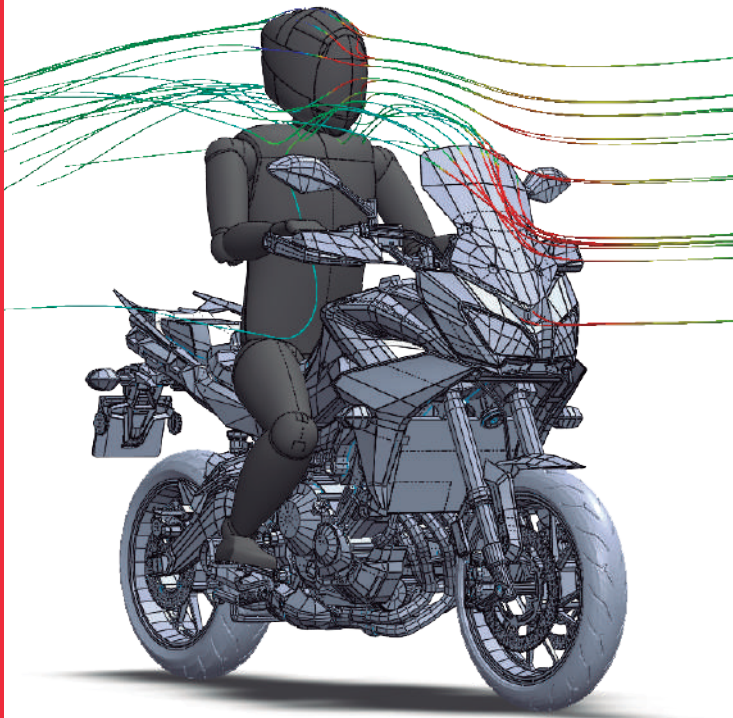
AIR FLOW & PREASSURE COMPARISON

OEM



ORIGINAL SCREEN

TOURING SCREEN



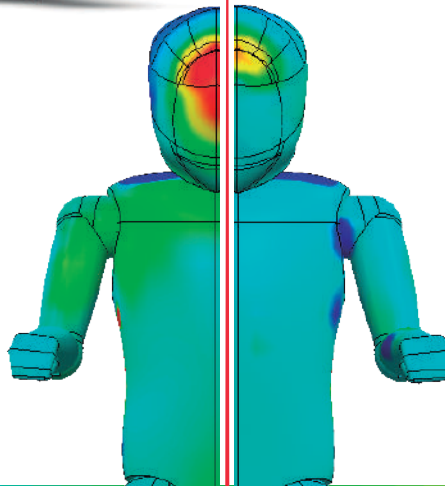
HELMET PROTECTION



UPPER BODY PROTECTION



LOW BODY PROTECTION



HELMET PROTECTION



UPPER BODY PROTECTION



LOW BODY PROTECTION



LOW PRESSURE

HIGH PRESSURE

TOTAL DISSIPATED PRESSURE WITH PUIG SCREEN IS EQUIVALENT TO 2 Kg

INCREASE WIND PROTECTION

90% WITHOUT LOSING Cx

AERODYNAMIC TEST CONDITIONS

SPEED	150 Km/h	94 mph
RIDER HEIGH	180 cm	5.9 ft
TEMPERATURE	20°	68°F
RIDER POSITION		Standard
LATERAL WIND		No
SCREEN POSITION		LOW